

**March
2019**



MONTHLY TOURIST ARRIVALS REPORT

SRI LANKA TOURISM DEVELOPMENT AUTHORITY

www.sltda.lk

Photo courtesy of SLTDA, SLRC Lovingly Sri Lanka programme



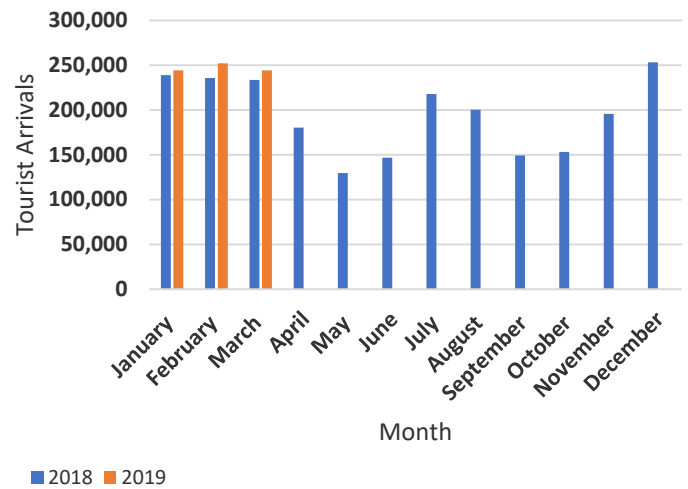
SUMMARY

The total number of international tourist arrivals to Sri Lanka during March 2019 was 244,328. In comparison to March last year, there was a growth of 4.7% when the arrivals were 233,382.

This month, the largest source market for tourists was India, followed by the United Kingdom and China.

Almost 93 % of tourists travelled by air to Sri Lanka.

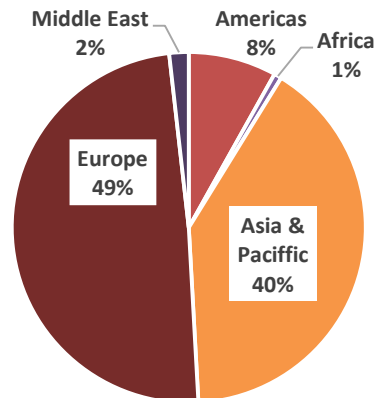
Month	2018	2019	% change 2018/2019
January	238,924	244,239	2.2
February	235,618	252,033	7.0
March	233,382	244,328	4.7
April	180,429		
May	129,466		
June	146,828		
July	217,829		
August	200,359		
September	149,087		
October	153,123		
November	195,582		
December	253,169		
Total	2,333,796		
Up to March	707,924	740,600	4.6



TOURIST ARRIVALS BY REGION

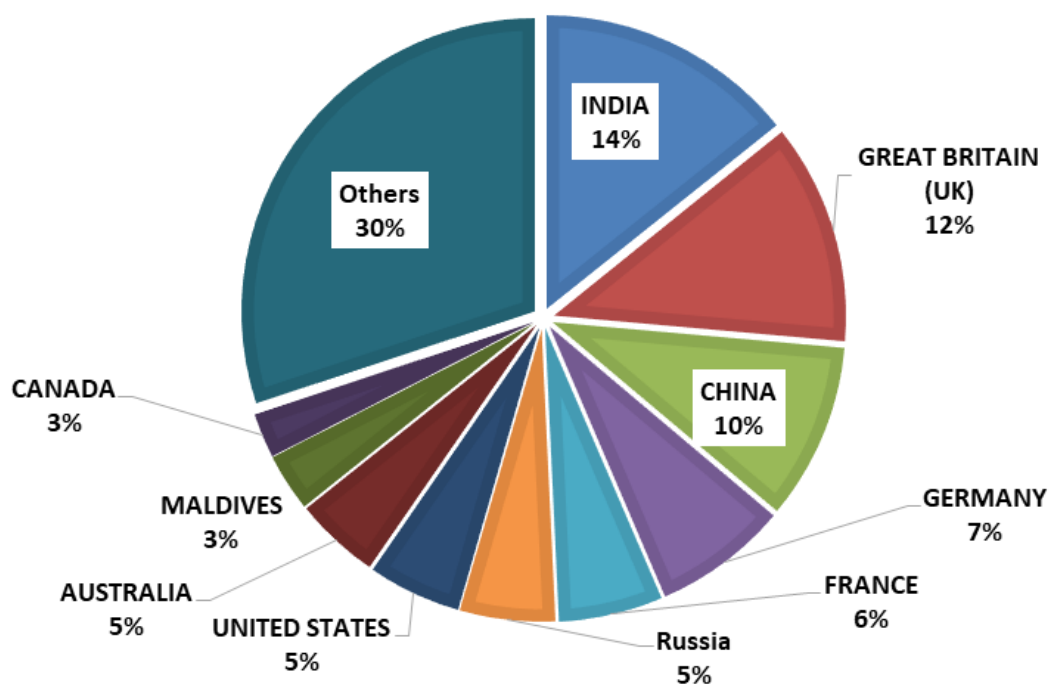
Europe became the largest source of tourist traffic to Sri Lanka with 49% of the total traffic received in March 2019.

Asia and Pacific accounted for 40% of the total traffic, America 8%, Middle East 2% and Africa 1%.



TOP TEN SOURCE MARKETS

India, United Kingdom, China, Germany and France were Sri Lanka's top five international tourist generating markets in the month of March this year. India was the largest source of tourist traffic to Sri Lanka with 14% of the total traffic received in March 2019. UK accounted for 12% of the total traffic; while China, Germany and France accounted for 10%, 7% and 6% respectively.



Rank	Country of Residence	Tourist Arrivals March 2019			Tourist Arrivals March 2018	% Change March 2019/2018
		By Air	By Sea	Total		
1	INDIA	34,248	564	34,812	30,583	5.6
2	GREAT BRITAIN (UK)	25,755	3,927	29,682	30,366	8.8
3	CHINA	23,576	183	23,759	21,101	12.6
4	GERMANY	17,548	586	18,134	24,423	(25.8)
5	FRANCE	13,287	670	13,957	14,818	(5.8)
6	RUSSIAN FEDERATION	12,448	257	12,705	9,089	39.8
7	UNITED STATES	9,264	3,279	12,543	9,701	29.3
8	AUSTRALIA	9,600	1,841	11,441	8,932	28.1
9	MALDIVES	7,801	1	7802	7,239	7.8
10	CANADA	5,166	845	6,011	5,113	17.6

INTERNATIONAL TOURIST ARRIVALS BY COUNTRY OF RESIDENCE

	March 2019			Total Tourist Arrivals March 2018	% Change March (2019 / 2018)	Total Tourist Arrivals up to March 2019
	Tourist Arrivals					
	By Air	By Sea	Total			
AMERICAS	15,361	4,321	19,682	16,006	23.0	51,581
North America	14,602	4,195	18,797	14,994	25.4	48,910
Canada	5,166	845	6,011	5,113	17.6	18,320
Mexico	172	71	243	180	35.0	520
United States	9,264	3,279	12,543	9,701	29.3	30,070
Caribbean & Central America	129	14	143	94	52.1	329
Costa Rica	12	1	13	14	(7.1)	55
Jamaica	12	2	14	22	(36.4)	23
Others	105	11	116	58	100.0	251
South America	630	112	742	918	(19.2)	2,342
Argentina	151	39	190	271	(29.9)	540
Brazil	256	54	310	357	(13.2)	873
Chile	72	13	85	109	(22.0)	421
Colombia	65	2	67	72	(6.9)	223
Others	86	4	90	109	(17.4)	285
AFRICA	1,501	185	1,688	1,413	19.5	4,696
North Africa	347	2	349	283	23.3	896
Morocco	147	0	147	97	51.5	371
Sudan	44	0	44	53	(17.0)	134
Others	156	2	158	133	18.8	391
Sub-Saharan Africa	1,154	185	1,339	1,130	18.5	3,800
Kenya	41	0	41	48	(14.6)	167
Mauritius	97	0	97	60	61.7	247
Nigeria	16	0	16	42	(61.9)	72
South Africa	826	181	1,007	791	27.3	2,624
Others	174	4	178	189	(5.8)	690

	March 2019			Total Tourist Arrivals March 2018	% Change March (2019 / 2018)	Total Tourist Arrivals up to March 2019
	Tourist Arrivals					
	By Air	By Sea	Total			
ASIA & PACIFIC	95,194	3,470	98,664	88,299	11.7	292,601
North East Asia	30,249	262	30,511	27,854	9.5	99,575
China	23,576	183	23,759	21,101	12.6	78,212
Japan	4,583	28	4,611	4,629	(0.4)	13,042
South Korea	1,191	23	1,214	1,398	(13.2)	4,960
Taiwan	862	27	889	700	27.0	3,270
Others	37	1	38	26	46.2	91
South East Asia	8,740	442	9,182	7,840	17.1	23,008
Cambodia	1,591	1	1,592	103	-	2,465
Indonesia	491	41	532	589	(9.7)	1,506
Malaysia	1,972	26	1,998	1994	0.2	5,549
Myanmar	275	35	310	172	80.2	832
Philippines	1,126	287	1,413	1775	(20.4)	4,142
Singapore	1,797	27	1,824	1809	0.8	4,441
Thailand	965	18	983	1028	(4.4)	2,920
Vietnam	492	7	499	330	51.2	1,076
Others	31	0	31	40	(22.5)	77
Oceania	10,768	2,134	12,902	9,966	29.5	34,264
Australia	9,600	1,841	11,441	8,932	28.1	30,619
New Zealand	1,144	293	1,437	1,004	43.1	3,574
Others	24	0	24	30	(20.0)	71
South Asia	45,437	632	46,069	42,639	8.0	135,754
Afghanistan	59	0	59	112	(47.3)	155
Bangladesh	841	7	848	996	(14.9)	2,525
Bhutan	25	0	25	37	(32.4)	136
India	34,248	564	34812	30,583	13.8	107,147
Iran	1,025	0	1025	1716	(40.3)	1,555
Maldives	7,801	1	7802	7,239	7.8	18,737
Nepal	370	47	417	367	13.6	1,379
Pakistan	1,068	13	1,081	1,589	(32.0)	4,120

	March 2019			Total Tourist Arrivals March 2018	% Change March (2019 / 2018)	Total Tourist Arrivals up to March 2019
	Tourist Arrivals					
	By Air	By Sea	Total			
EUROPE	111,304	8,651	119,955	124,144	(3.4)	378,650
Northern Eur.	33,458	4,295	37,753	40,036	(5.7)	119,579
Denmark	1,665	180	1,845	2,227	(17.2)	8,884
Finland	992	15	1,007	1,036	(2.8)	4,264
Norway	1,219	59	1,278	1,784	(28.4)	5,237
Sweden	2,596	64	2,660	3,109	(14.4)	12,091
United Kingdom	25,755	3,927	29,682	30,366	(2.3)	85,468
Others	1,231	50	1,281	1,514	(15.4)	3,635
Western Eur.	41,843	1,969	43,812	51,839	(15.5)	129,897
Austria	1,787	145	1,932	2,573	(24.9)	6,929
Belgium	1,580	66	1,646	1,666	(1.2)	4,605
France	13,287	670	13,957	14,818	(5.8)	43,144
Germany	17,548	586	18,134	24,423	(25.8)	49,429
Netherlands	4,575	289	4,864	4,532	7.3	15,091
Switzerland	2,975	204	3,179	3,682	(13.7)	10,432
Others	91	9	100	145	(31.0)	267
Central / Eastern Europe	26,886	840	27,726	21,861	26.8	92,934
Belarus	909	5	914	666	37.2	2,841
Czech Republic	3,036	5	3,041	2,674	13.7	10,277
Estonia	266	2	268	359	(25.3)	1,328
Hungary	598	25	623	517	20.5	2,324
Kazakhstan	256	10	266	370	(28.1)	1,102
Lithuania	393	6	399	402	(0.7)	1,424
Poland	2,530	123	2,653	1,676	58.3	9,795
Romania	624	55	679	561	21.0	2,483
Russian Federation	12,448	257	12,705	9,089	39.8	39,187
Slovakia	758	5	763	896	(14.8)	2,456
Ukraine	3,986	253	4,239	3,532	20.0	16,073
Others	1,082	94	1,176	1,119	5.9	3,628

	March 2019			Total Tourist Arrivals March 2018	% Change March (2019 / 2018)	Total Tourist Arrivals up to March 2019
	Tourist Arrivals					
	By Air	By Sea	Total			
Southern / Mediterranean Europe	9,117	1,547	10,664	10,408	2.5	36,240
Greece	447	196	643	770	(16.5)	2,103
Italy	3,364	945	4,309	4,157	3.7	16,105
Portugal	774	32	806	537	50.1	1,850
Spain	2,191	189	2,380	2,452	(2.9)	5,989
Turkey	400	44	444	365	21.6	1,720
Israel	1,031	46	1,077	1255	(14.2)	4,508
Others	910	95	1,005	872	15.3	3,965
<u>MIDDLE EAST</u>	4,326	13	4,339	3,520	23.3	13,072
Bahrain	150	0	150	195	(23.1)	706
Egypt	362	2	364	278	30.9	988
Iraq	113	0	113	41	175.6	262
Jordan	293	2	295	299	(1.3)	905
Kuwait	246	0	246	240	2.5	1,258
Lebanon	575	1	576	561	2.7	1,375
Oman	324	0	324	268	20.9	1,243
Qatar	115	0	115	63	82.5	299
Saudi Arabia	1,402	0	1,402	997	40.6	4,318
United Arab Emirates	587	3	590	420	40.5	1,207
Others	159	5	164	158	3.8	511
TOTAL	227,686	16,642	244,328	233,382	4.7	740,600

* All visitor arrival statistics in this report are from the Department of Immigration & Emigration.